



221 Series

Compact Lever Connector / 4 & 6mm² / 32 & 41A



221 Series - 4mm²

Technical Data

0.2 - 4mm² solid & stranded
0.14 - 4mm² fine-stranded
450 V/4 kV/2
32 A



Description.	Item No.	Box Unit.
--------------	----------	-----------

transparent housing		
<input type="radio"/> 2-conductor	221-412	100
<input type="radio"/> 3-conductor	221-413	50
<input type="radio"/> 5-conductor	221-415	25

221 Series - 4mm²

Accessories

<input checked="" type="radio"/> Mounting Carrier	221-500	10
<input checked="" type="radio"/> Strain Relief Plate	222-505	10
<input type="radio"/> Angled DIN-rail adapter	222-510	10

Carriers for screw mounting

<input type="radio"/> 2-conductor	221-502	10
<input type="radio"/> 3-conductor	221-503	10
<input type="radio"/> 5-conductor	221-505	10

For all options please contact us.

221 Series - 6mm²

Technical Data

0.5 - 6mm² solid, stranded & fine-stranded
450 V/4 kV/2
41 A



Description.	Item No.	Box Unit.
--------------	----------	-----------

transparent housing		
<input type="radio"/> 2-conductor	221-612	50
<input type="radio"/> 3-conductor	221-613	30
<input type="radio"/> 5-conductor	221-615	15

221 Series - 6mm²


Accessories

<input checked="" type="radio"/> Mounting Carrier	221-510	10
<input checked="" type="radio"/> Strain Relief Plate	222-505	10

Ex 221 Series - 4mm²

Technical Data

0.2 - 4mm² solid & stranded
0.14 - 4mm² fine-stranded
440 V (275V*)



Description.	Item No.	Amp	Box Unit.
--------------	----------	-----	-----------

transparent housing			
<input type="radio"/> 2-con	221-482	24.5	100
<input type="radio"/> 3-con	221-483	32	50
<input type="radio"/> 5-con	221-485	32	25

Accessories

<input type="radio"/> Mounting Carrier	221-501		10
--	----------------	--	----

Ex 221 Series - 6mm²

Technical Data

0.5 - 6mm² solid, stranded & fine-stranded
440 V (275V*)
37 A




Description.	Item No.	Box Unit.
--------------	----------	-----------

transparent housing		
<input type="radio"/> 2-conductor	221-682	50
<input type="radio"/> 3-conductor	221-683	30
<input type="radio"/> 5-conductor	221-685	15


Accessories

<input type="radio"/> Mounting Carrier	221-511		10
--	----------------	--	----


Operating




1. Strip the conductor



2. Lift lever, insert conductor, close lever!



3. Done... To remove, lift the lever and pull out the conductor.



Two Test Ports, under the lever with the WAGO logo!